



District Report Card: 2017


State: Kerala	District: Kozhikode
Class: 8	Subject: Language
Schools: 51	Students: 1333


Participation/Coverage


Students

<div>GENDER</div> <div></div>	Boys				Girls			
	Number		%		Number		%	
	651		48.84		682		51.16	

<div>AREA</div> <div></div>	Rural				Urban			
	Number		%		Number		%	
	956		71.72		377		28.28	

<div>CATEGORY</div> <div></div>	SC		ST		OBC		GEN	
	Number	%	Number	%	Number	%	Number	%
	74	5.55	5	0.38	1106	82.97	148	11.10

<div>CWSN</div> <div></div>	LD	VI	HI	S&LD	ID	Oth
	6	0	1	0	8	8

<div>Management</div> <div></div>	Government			Government-aided		
	Number		%	Number		%
	585		43.89	748		56.11

Average Performance of Students in Language (%)

Overall	Gender		Area		Management		Social Group			
	Male	Female	Rural	Urban	Govt.	Aided	SC	ST	OBC	GEN
64.67	61.80	67.40	64.65	64.70	64.93	64.46	62.43	45.33	64.28	69.32

Performance on Learning Outcomes (LOs)

Learning Outcomes	Description	Average Performance(%)
L813	Read textual/non-textual materials with comprehension and identifies the details, characters, main idea and sequence of ideas and events while reading	64.67

Range of Performance of Students who Answered Correctly							
Below 30%		30% - 50%		50% - 75%		Above 75%	
Number	%	Number	%	Number	%	Number	%
82	6.15	210	15.75	635	47.64	406	30.46

Lowest Performing Learning Outcomes (LOs)

1 - Read textual/non-textual materials with comprehension and identifies the details, characters, main idea and sequence of ideas and events while reading (64.67)